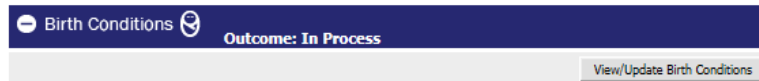
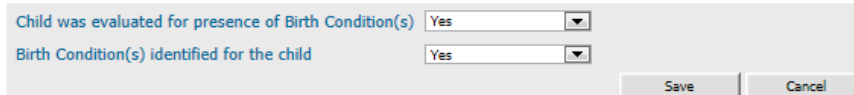


Birth Conditions Reporting Quick Guide

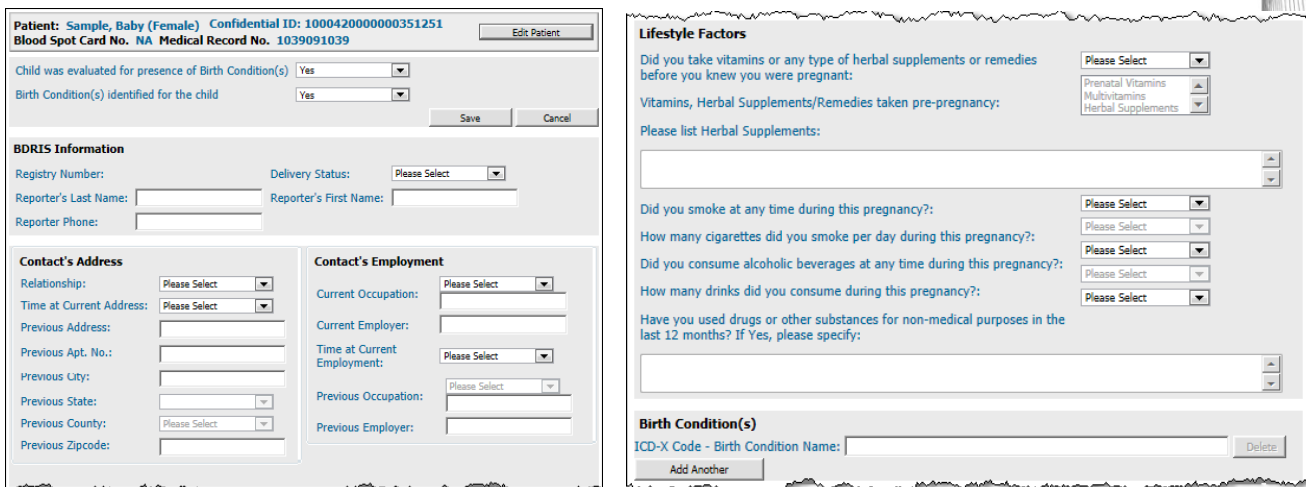
1. Login at the State website: <https://www.mdehdi.com/Index.aspx>
2. Under the “Patients” section use the search function to find the patient in question.
3. Scroll down to the birth conditions section and “View/Update Birth Conditions”



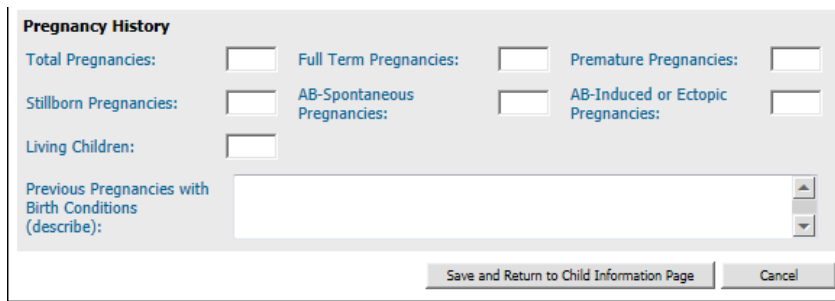
4. Mark “Yes” for both birth condition evaluation and identification



5. Fill out the Birth Conditions Details form



6. Once the form is filled click “Save and Return to Child Information Page”



Need help or have question? Call or email Oz Help! 866-427-5768 or <mailto:ozhelp@oz-systems.com>